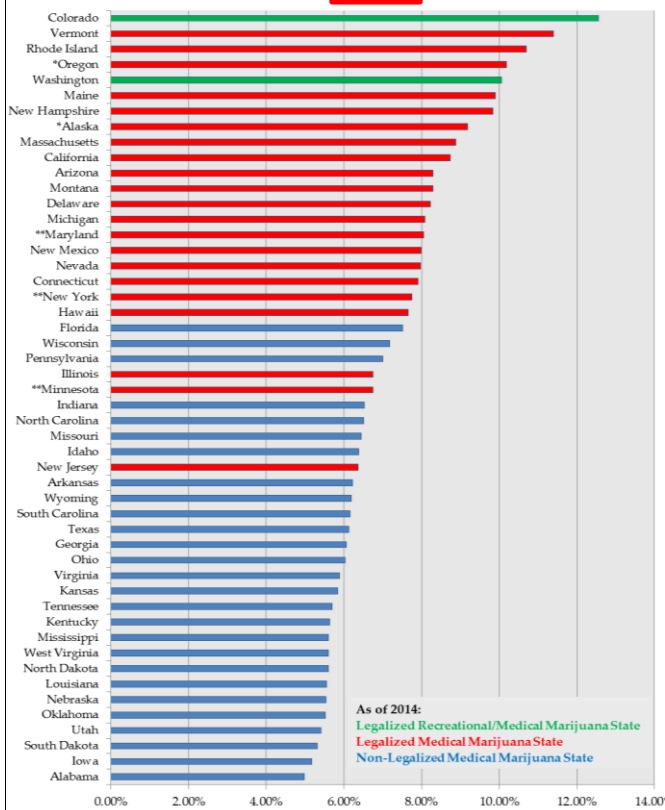
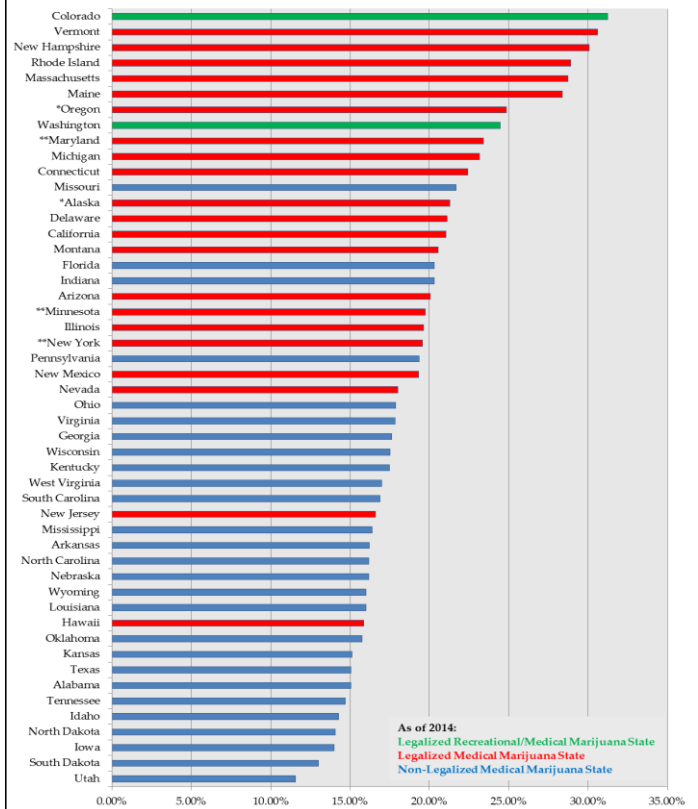


Past Month Usage by 12 to 17 Years Old, 2013/2014



Past Month Usage by 18 to 25 Years Old, 2013/2014



SOURCE: SAMHSA.gov, National Survey on Drug Use & Health 2013 & 2014

NOTES: Colorado ranked #3 in 2011/2012

*Oregon and Alaska voted to legalize recreational marijuana in November 2014

**States that had legislation for medical marijuana signed into effect during 2014

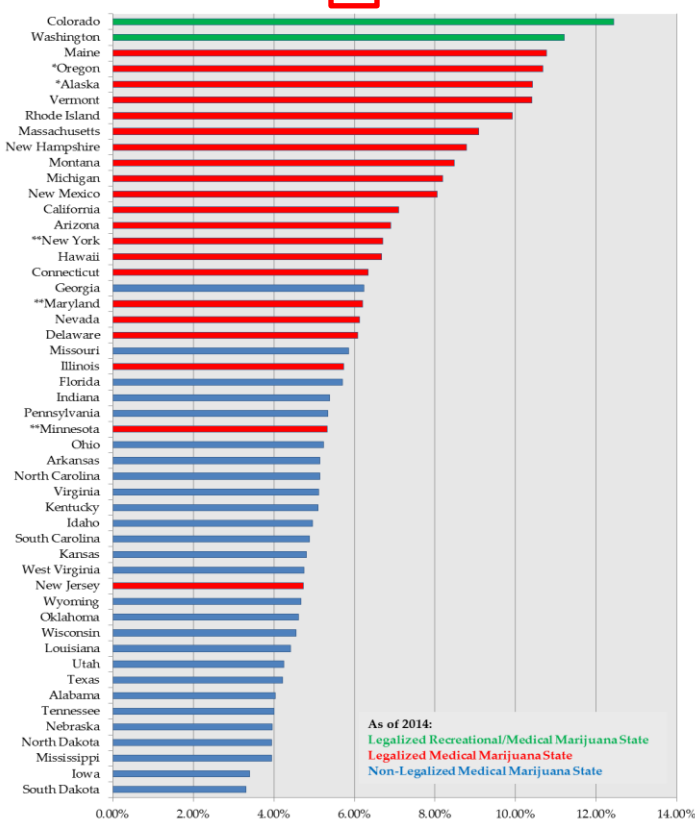
SOURCE: SAMHSA.gov, National Survey on Drug Use and Health 2013 and 2014

NOTE: Colorado ranked #4 in 2011/2012

*Oregon and Alaska voted to legalize recreational marijuana in November 2014

**States that had legislation for medical marijuana signed into effect during 2014

Past Month Usage by 26+ Years Old, 2013/2014



These charts show the number (%) of Marijuana Users - defined as "having used in the past month" - broken down by age group and by state. They also show how that use corresponds to the type of Marijuana laws in that state (none, medical or recreational).

SOURCE: SAMHSA.gov, National Survey on Drug Use and Health 2013 and 2014

NOTE: Colorado ranked #7 in 2011/2012

*Oregon and Alaska voted to legalize recreational marijuana in November 2014

**States that had legislation for medical marijuana signed into effect during 2014

